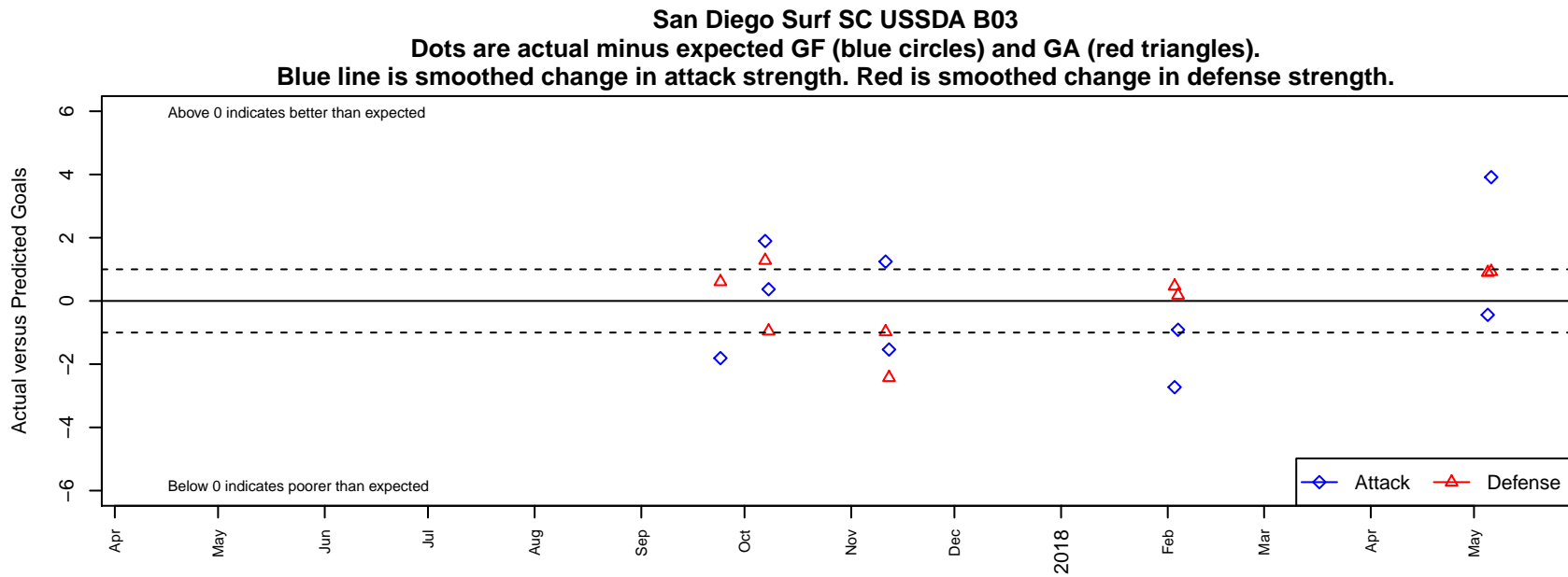


# San Diego Surf SC USSDA B03

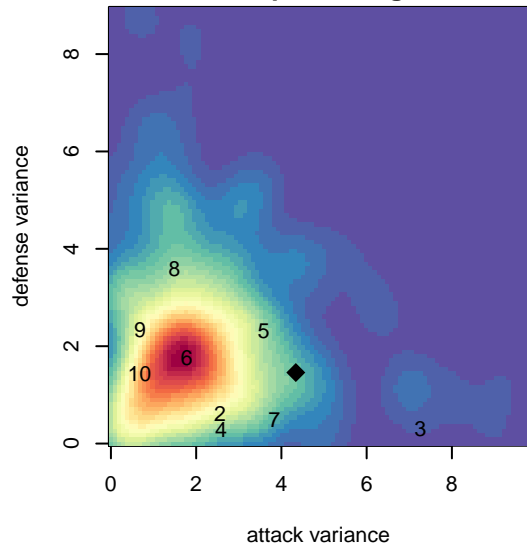
San Diego SC  
 San Diego, CAS  
 B03 total strength=1871  
 attack=46.6 defense=35.88  
 fall league = USSDA U15

alt names used:  
 San Diego Surf U-15

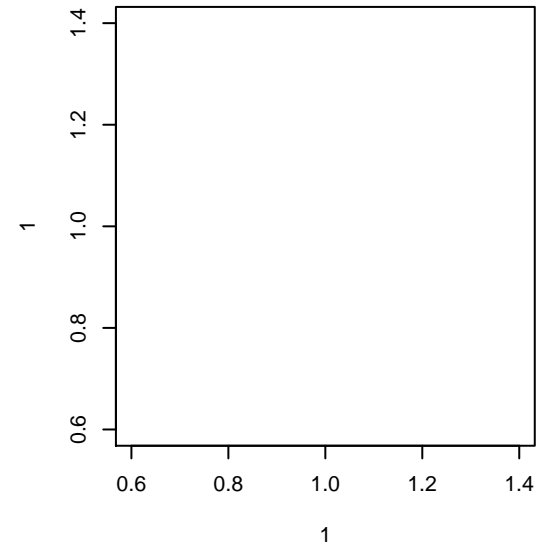
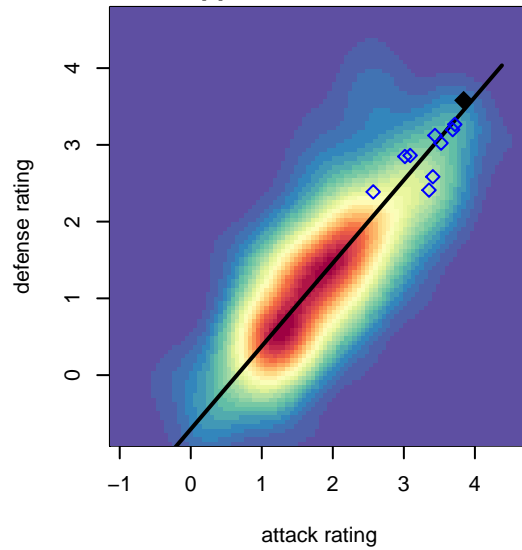
Venues played:  
 2017 USSDA U15



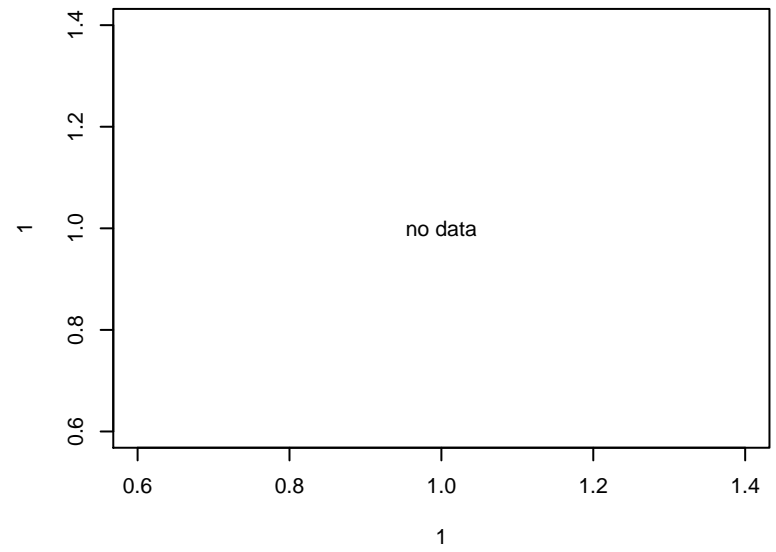
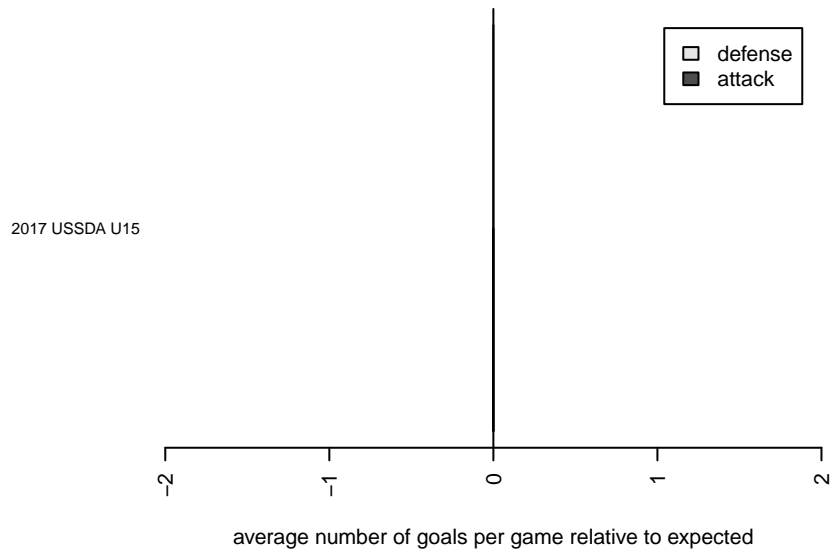
attack and defense variance (black dot)  
relative to other teams  
and top 10 in region



attack and defense rating  
relative to others at age  
and all opponents in last 13 months



Performance relative to 13 month average



<b>date</b>	<b>home</b>		<b>away</b>		<b>venue</b>	<b>pred.home</b>	<b>pred.away</b>
2018-05-06	San Diego Surf SC USSDA B03	6	San Jose Earthquakes USSDA B03	0	2017 USSDA U15	2.08	0.93
2018-05-05	San Diego Surf SC USSDA B03	2	Silicon Valley USSDA B03	0	2017 USSDA U15	2.44	0.90
2018-02-04	De Anza Force SC USSDA B03	1	San Diego Surf SC USSDA B03	1	2017 USSDA U15	1.18	1.91
2018-02-03	Santa Cruz Breakers USSDA B03	0	San Diego Surf SC USSDA B03	1	2017 USSDA U15	0.47	3.73
2017-11-12	Seattle Sounders B03	4	San Diego Surf SC USSDA B03	0	2017 USSDA U15	1.58	1.54
2017-11-11	Portland Timbers USSDA B03	2	San Diego Surf SC USSDA B03	3	2017 USSDA U15	1.02	1.76
2017-10-08	San Diego Surf SC USSDA B03	4	Sacramento Republic FC USSDA B03	2	2017 USSDA U15	3.63	1.05
2017-10-07	San Diego Surf SC USSDA B03	6	Ballistic United SC USSDA B03	0	2017 USSDA U15	4.11	1.28
2017-09-24	San Diego Surf SC USSDA B03	0	Crossfire Premier USSDA B03	1	2017 USSDA U15	1.81	1.61